

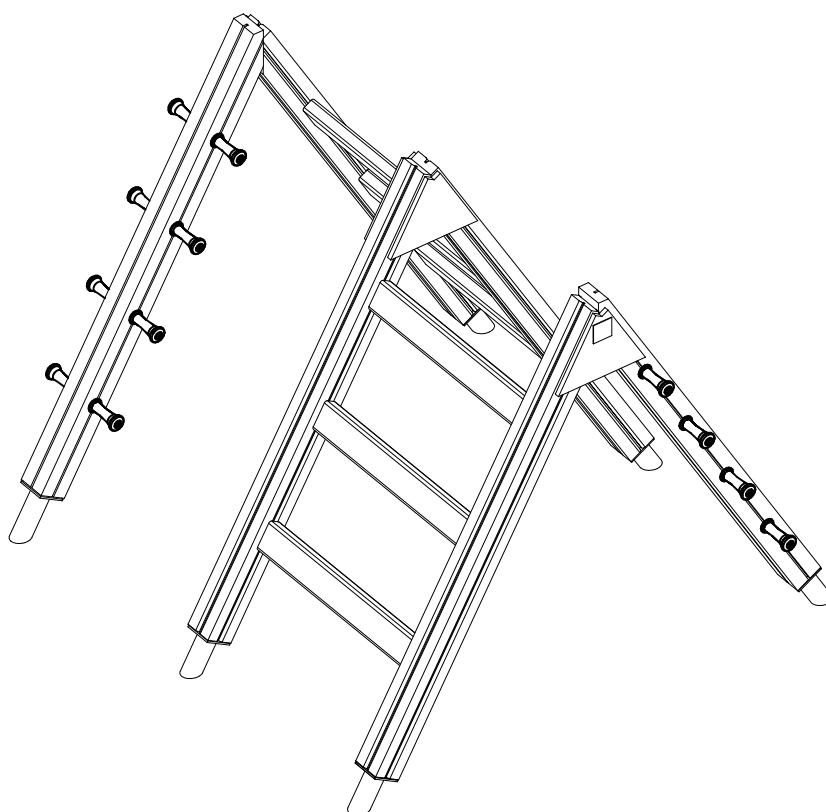
LAPPSET®

CLOVER

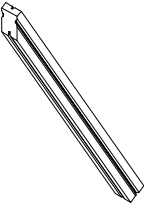

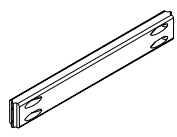
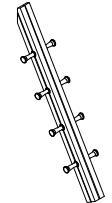
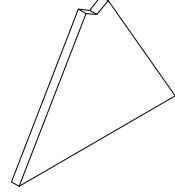
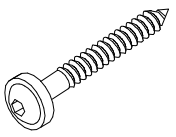



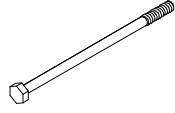
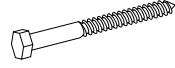
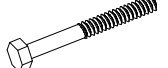
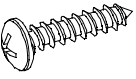
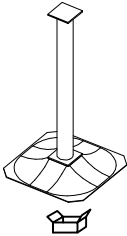

ASENNUSOHJE
MONTERINGSANSVISNING
INSTALLATION INSTRUCTION
AUFBAUANLEITUNG
NOTICE D'INSTALLATION

DATE: 9.8.2013

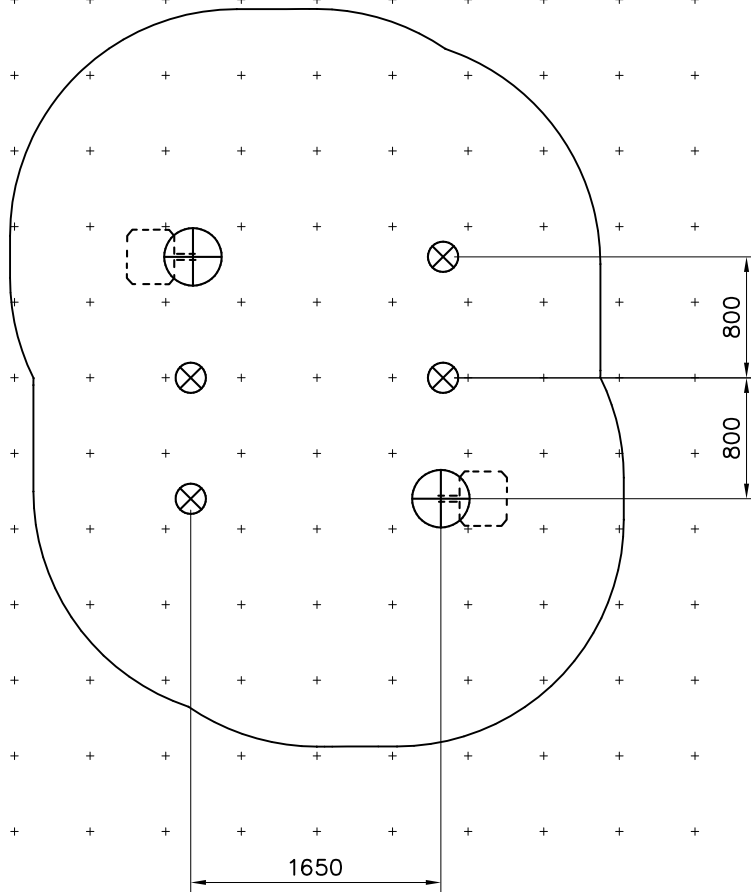
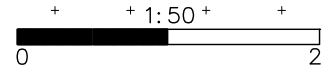
175006



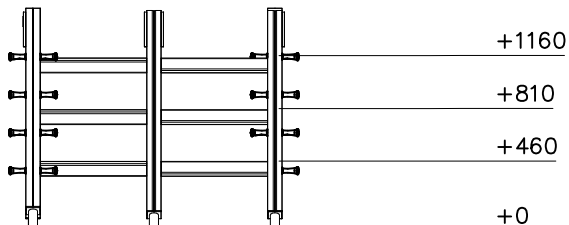
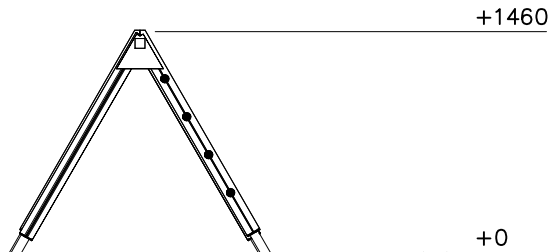
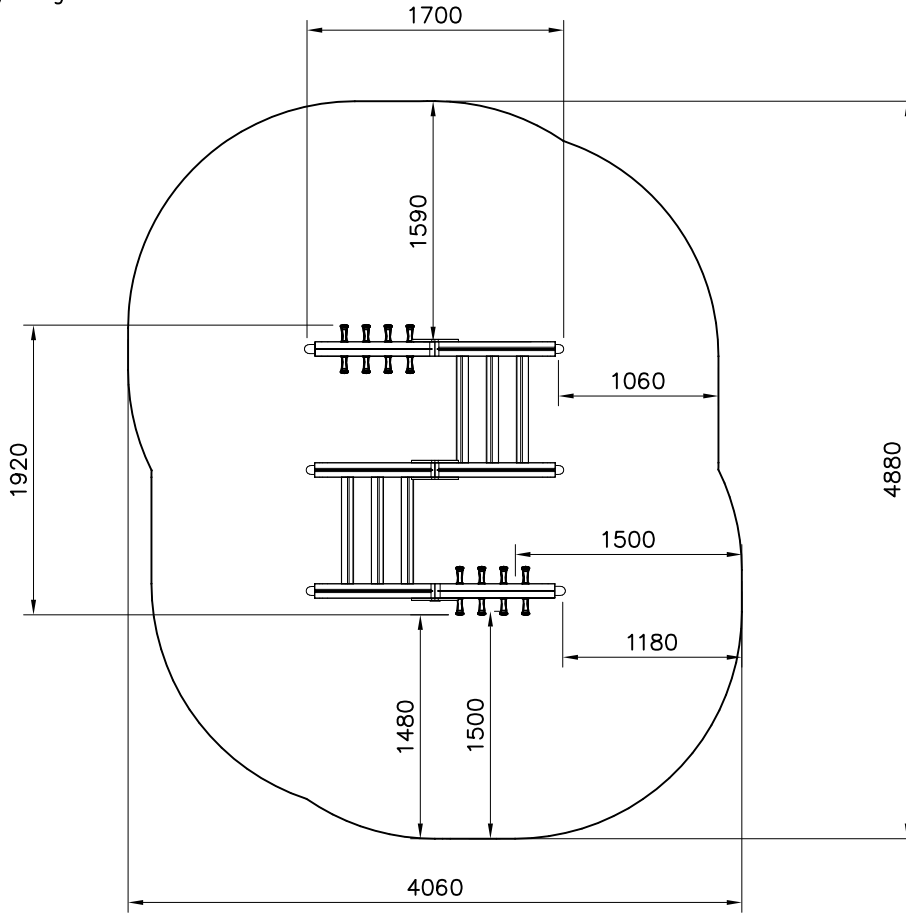
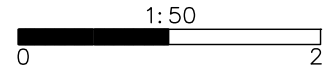
DATE: 9.8.2013

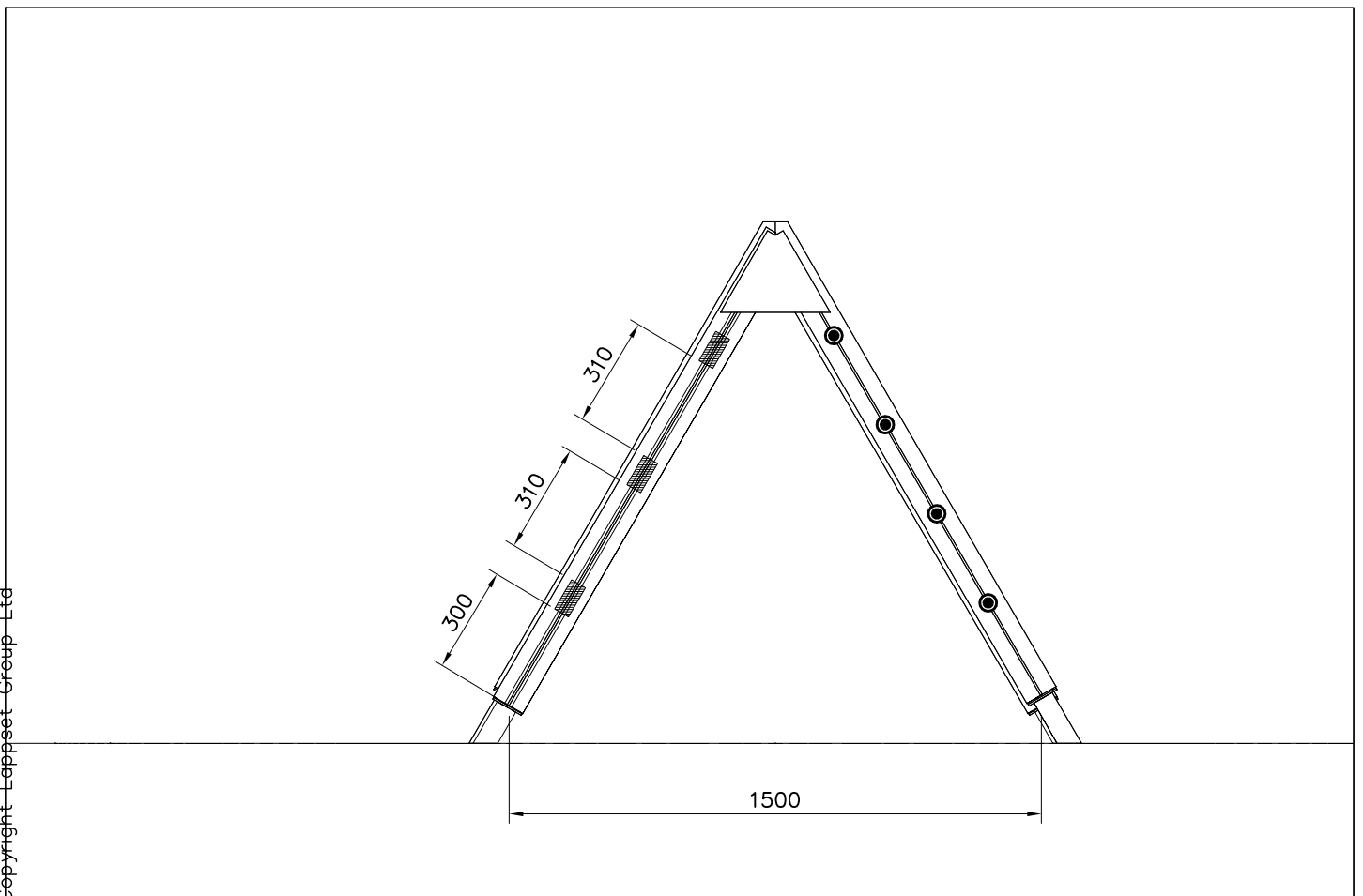
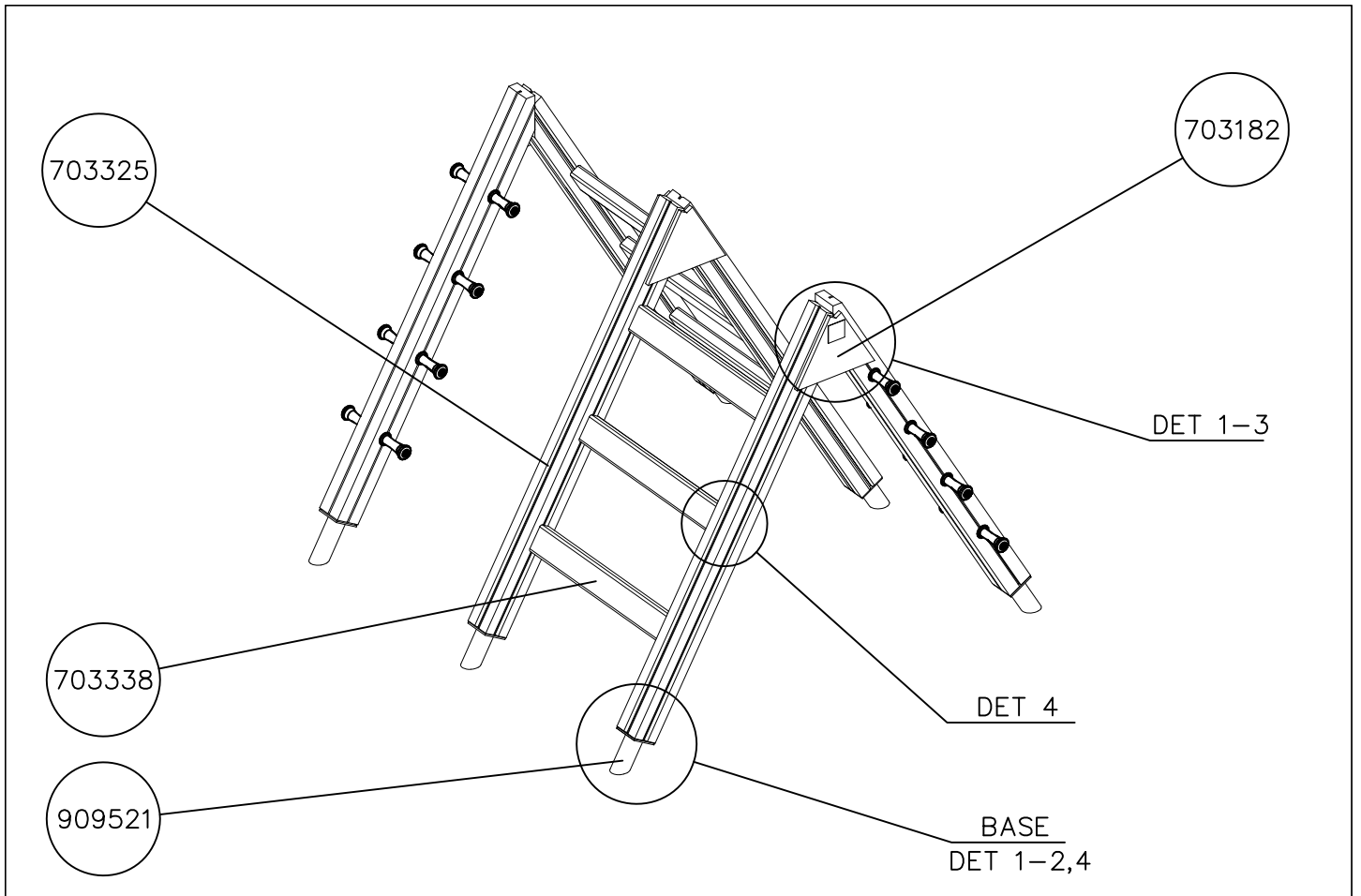
<p>703325</p>  <p>L 1530</p>	<p>PCS</p> <p>4</p>	<p>702286</p>  <p>90x50</p>	<p>PCS</p> <p>1</p>	<p>703338</p>  <p>L 704</p>	<p>PCS</p> <p>6</p>	<p>703132</p>  <p>L 1530</p>	<p>PCS</p> <p>2</p>	<p>703182</p>  <p>GRAY</p>	<p>PCS</p> <p>4</p>	<p>900240</p>  <p>Ø8x70</p>	<p>PCS</p> <p>24</p>
<p>902487</p>  <p>65x65</p>	<p>PCS</p> <p>1</p>	<p>905051</p>  <p>Ø24/8.4</p>	<p>PCS</p> <p>56</p>	<p>905104</p>  <p>M10</p>	<p>PCS</p> <p>24</p>	<p>909148</p>  <p>M8x150</p>	<p>PCS</p> <p>4</p>	<p>909238</p>  <p>8x90</p>	<p>PCS</p> <p>24</p>	<p>909287</p>  <p>M8x80</p>	<p>PCS</p> <p>4</p>
<p>909506</p>  <p>Ø3.5x13</p>	<p>PCS</p> <p>4</p>	<p>909521</p> 	<p>PCS</p> <p>6</p>	<p>980150</p>  <p>M8</p>	<p>PCS</p> <p>8</p>		<p>PCS</p>		<p>PCS</p>		<p>PCS</p>
	<p>PCS</p>		<p>PCS</p>		<p>PCS</p>		<p>PCS</p>		<p>PCS</p>		<p>PCS</p>
	<p>PCS</p>		<p>PCS</p>		<p>PCS</p>		<p>PCS</p>		<p>PCS</p>		<p>PCS</p>
	<p>PCS</p>		<p>PCS</p>		<p>PCS</p>		<p>PCS</p>		<p>PCS</p>		<p>PCS</p>

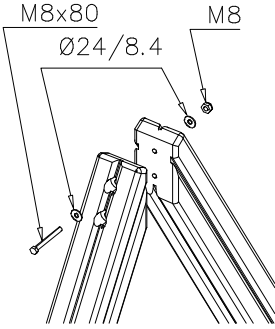
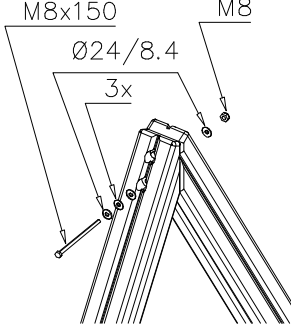
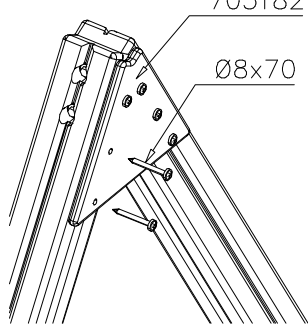
—+ EN Impact Area 16.5 m²
Grid size = 500 mm
- - - Falling Space 16.5 m²



— EN Impact Area 16.5 m²
 - - - Falling Space 16.5 m²
 Max Falling Height 1160 mm





DET 1 	DET 2 	DET 3 	DET 4 